

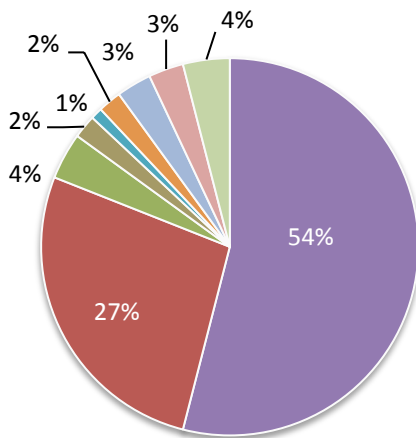
## First Destination Six Months After Graduation The Undergraduate Class of 2013 Weinberg College of Arts and Sciences

### About the Study

Information about the first destination of the Class of 2013 was collected using two survey mechanisms: the Six Month Survey of undergraduates at Northwestern University conducted by University Career Services between November 2013 and February 2014; and the Enrolled Student Survey conducted by Institutional Research in April 2013. Data from these two sources were merged with a list obtained from the Office of the Registrar of all undergraduates who completed their degrees in 2012 – 2013 (Fall 2012, Winter 2013, Spring 2013, and Summer 2013). Altogether, 446 (44%) members of the WCAS Class of 2013 provided information on the Six Month Survey, and first destination information for an additional 55 recent graduates from WCAS was gleaned from the 2013 Enrolled Student Survey. Thus, the report below represents data from 501 (49%) members of the WCAS Class of 2013.

### Where is the WCAS Class of 2013 now?

Members of the WCAS Class of 2013 who responded to either the Enrolled Student Survey and/or the Six Month Survey were asked to select their primary activity six months after graduation.

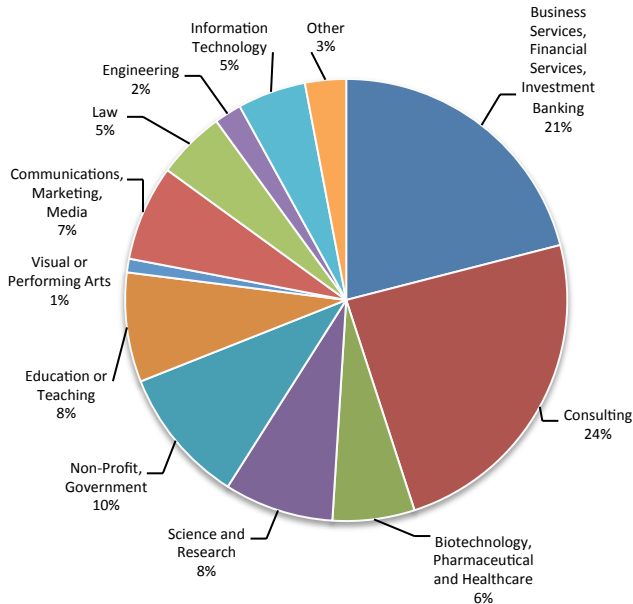


54%	Full-time employment or paid public service
27%	Graduate or professional school
4%	Part-time employment or paid public service
2%	Self-employed or freelance work
1%	Fellowship
2%	Post graduate internship/practicum/student teaching
3%	Volunteer or unpaid public service, additional undergraduate course work, military, other
3%	Actively applying to graduate or professional school
4%	Actively job searching

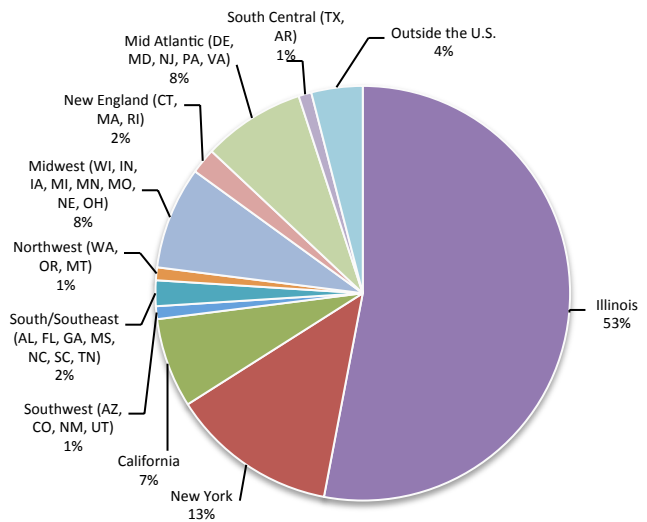
## WCAS Class of 2013 - Employment

Two hundred and sixty-nine (269 or 54%) of the recent graduates from WCAS reported that their primary activity six months after graduation was full-time employment. Data about the industries in which they are currently employed and the states in which they are working was available for 254 of these students.

### Industry Information



### Where are they working?



### Salary Information

Starting salary information was provided by 213 of the 269 recent graduates from WCAS who reported that full-time employment was their primary activity six months after graduation. The average salary was \$47,832.

### Selected Organizations Employing the WCAS Class of 2013

ABC News  
Accenture  
ALDI  
Amazon  
American Civil Liberties Union  
Aon  
Apple  
Bain & Company  
Beghou Consulting

Bloomingdale's  
Boeing  
Boston Consulting Group  
Deloitte Consulting  
Epic  
Federal Reserve Bank  
Goldman Sachs  
Google  
IBM

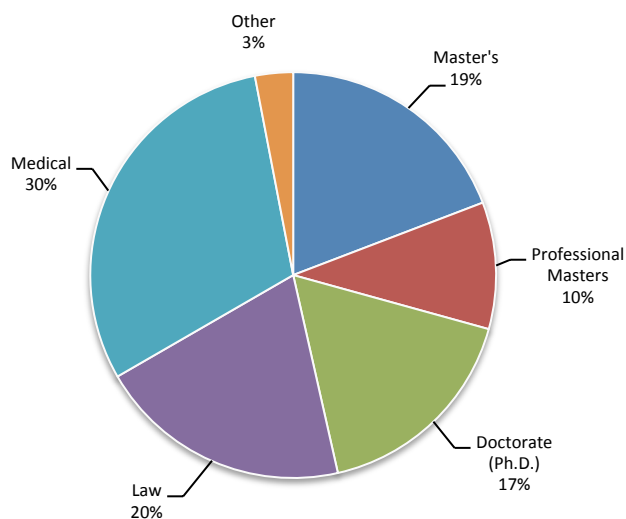
JPMorgan Chase & Co.  
L'Oreal  
Lurie Children's Hospital  
Lyric Opera of Chicago  
McKinsey & Company  
Microsoft  
Morningstar  
National Institutes of Health  
NBCUniversal

Nielsen Company  
Oracle  
Penguin Group (USA) LLC  
PricewaterhouseCoopers  
Procter and Gamble  
Sotheby's  
Target Corporation  
Teach for America  
Time Inc.

## WCAS Class of 2013 - Graduate/Professional School

One hundred and thirty-six (136 or 27%) of the recent graduates from WCAS reported that their primary activity six months after graduation was graduate or professional school. The degrees they are seeking and their fields of study are illustrated below.

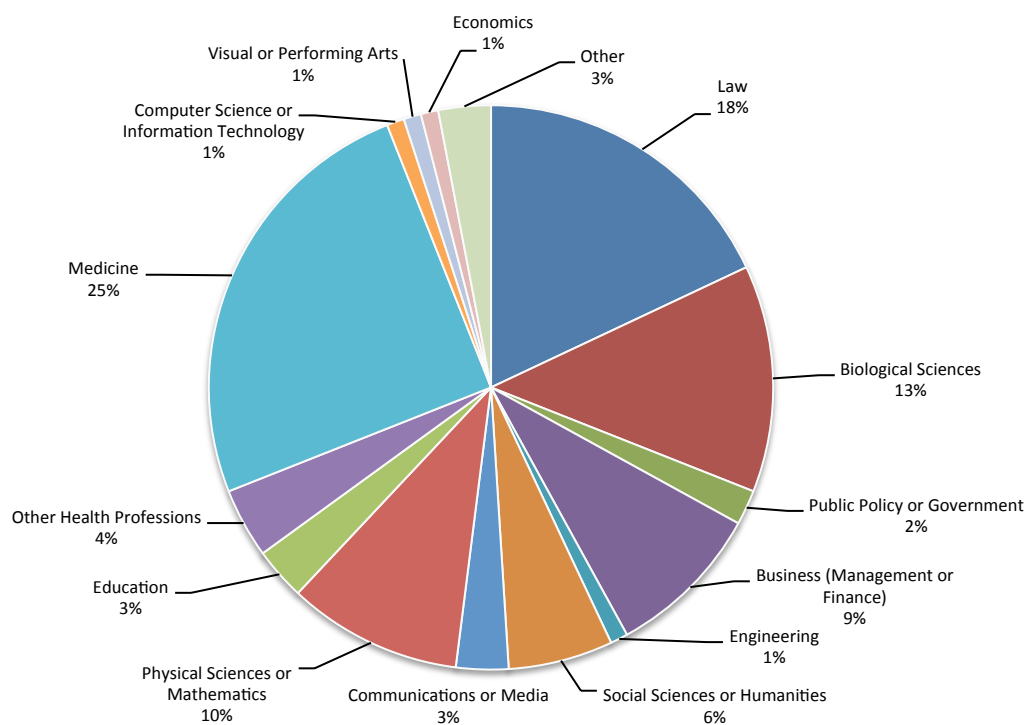
### Degrees



### Selected Graduate and Professional Schools

Columbia University  
 Duke University  
 Emory University  
 Georgetown University  
 Harvard University  
 Johns Hopkins  
 New York University  
 Northwestern University  
 Princeton University  
 Stanford University  
 Tulane University  
 University of California – Berkeley  
 University of California – Los Angeles  
 University of Chicago  
 University of Michigan  
 University of Washington  
 University of Wisconsin  
 Vanderbilt University  
 Washington University in St. Louis  
 Yale University

### Fields of Study



# Experiential Learning Opportunities, Internships, Research, and Deep Involvement

## Experiential Learning Opportunities

On the Six Month Survey, recent graduates were given a list of thirteen experiential learning opportunities and asked to check those in which they had participated as an undergraduate.

### Experiential Learning Opportunities

- School of Communication Internship Program
- McCormick Professional Engineering Internship Program
- Cooperative Engineering Education Program
- Medill Journalism Residency Program
- SESP Summer Field Studies
- Student Teaching
- Chicago Field Studies
- Undergraduate Research Grant Program
- Barry Farrell Summer Experiential Learning Award
- Global Health – Chicago Field Studies
- Internship (not for credit and paid)
- Internship (not for credit and unpaid)
- Internship (for credit and unpaid)

- 80% of the recent graduates from WCAS who responded to the Six Month Survey reported having engaged in one or more experiential learning opportunities while an undergraduate at Northwestern University
- Of the 80% who had engaged in one or more experiential learning opportunities . . .
  - 54% had engaged in 1 experiential learning opportunity
  - 31% had engaged in 2 experiential learning opportunities
  - 11% had engaged in 3 experiential learning opportunities
  - 3% had engaged in 4 experiential learning opportunities
  - <1% had engaged in 5 experiential learning opportunities

## Internships

- 63% of the Six Month Survey respondents from WCAS reported having participated in at least one—sometimes more than one—internship experience.
- Of the 63% who participated in at least one internship experience, 34% reported having participated in only *paid* internships, 44% participated in only *unpaid* internships, 22% participated in *both paid and unpaid* internships.
- Of the recent graduates from WCAS who reported having participated in *paid* internships, the average number was 1.74 (median = 2.00; mode = 1.00).
- Of the recent graduates from WCAS who reported having participated in *unpaid* internships, the average number was 1.89 (median = 2.00; mode = 1.00).

## Research

- 64% of the Six Month Survey respondents from WCAS reported that they had participated in one or more research experiences as an undergraduate (mean = 2.01; median = 2.00; mode = 1.00).

## Deep Involvement

- 91% of the Six Month Survey respondents from WCAS reported they had been “deeply” involved in one or more student organizations, clubs, or varsity athletics as an undergraduate (mean = 2.49; median = 2.00; mode = 2.00).
- 81% of the Six Month Survey respondents from WCAS reported having held a leadership position in one or more student organizations, clubs, or varsity athletic teams (mean = 1.99; median = 2.00; mode = 1.00).
- 44% of the Six Month Survey respondents from WCAS indicated they were “deeply” involved in one or more community service projects while an undergraduate (mean = 1.61; median = 1.00; mode = 1.00).
- 49% of the Six Month Survey respondents from WCAS reported having held a significant on-campus work-related position while an undergraduate at Northwestern (mean = 1.48; median = 1.00; mode = 1.00).

### Definition of Research

Research includes experience gained through an independent study, or in conjunction with an instructor/director primarily for the pursuit of knowledge. It can be for pay or on a volunteer basis. This definition of research does not include research performed in conjunction with a class project. Research can be completed at any time throughout the year.

### Definition of “Deep Involvement”

Deep involvement in a student organization, club, varsity athletic team, community service, or work-related position means more than just attending a meeting or two. Deep involvement includes attending meetings/activities of an organization/club/team on a regular basis over an extended period of time and contributing in some significant way to the organization, e.g., serving on a committee, participating in fund raising efforts, planning and implementing a program, playing on a team, exercising significant responsibility, etc.